

DESCRIPTION

The EU Series Edge-lit Exit provides an attractive yet easy to install edge-lit exit sign. The crystal clear lens panel provides excellent light distribution and exit visibility. Long-life, energy efficient LED lamps reduce energy costs and eliminate routine lamp maintenance.

Catalog #		Type
Project		
Comments		Date
Prepared by		

SPECIFICATION FEATURES

Electrical

- Dual Voltage Input 120/277 VAC, 60Hz
- Solid-state Voltage Limited Charger
- Solid-state Switching
- Brownout Circuit
- Low-Voltage Disconnect
- Overload/Short Circuit Protection
- Test Switch/Power Indicator Light

Housing Construction

- Anodized Aluminum housing
- Black powder coat painted die-cast canopy provided
- All components including battery and electronics are located inside the exit housing
- EUS Series Exit can be universally surface mounted, ceiling, wall, or end
- EUR Series Exit is recess mounted in accessible ceiling only
- Universal J-box mounting pattern

Trim Panel

- Injection molded, high impact, clear acrylic panel
- Universal, single or double face panels available
- Red or Green letter colors
- Universal, Field Installable Chevrons in Red or Green
- Mirror background included with double face exits
- Edge reflector for optimized efficiency and visibility

Battery

- Sealed Nickel Cadmium (Self-Powered exits only)
- Maintenance-Free, Long-Life
- Full Recharge Time, 24 hrs. (max.)

Code Compliance

- UL 924 Damp Location Listed
- Life Safety NFPA 101
- NEC/OSHA
- Most State and Local Codes

Lamp Data

- AC LED: Long-life LED lamps provide uniform diffused illumination
- DC: LED DC lamps

Warranty

- Exit: 1-Year
- Battery: 15 year pro-rata



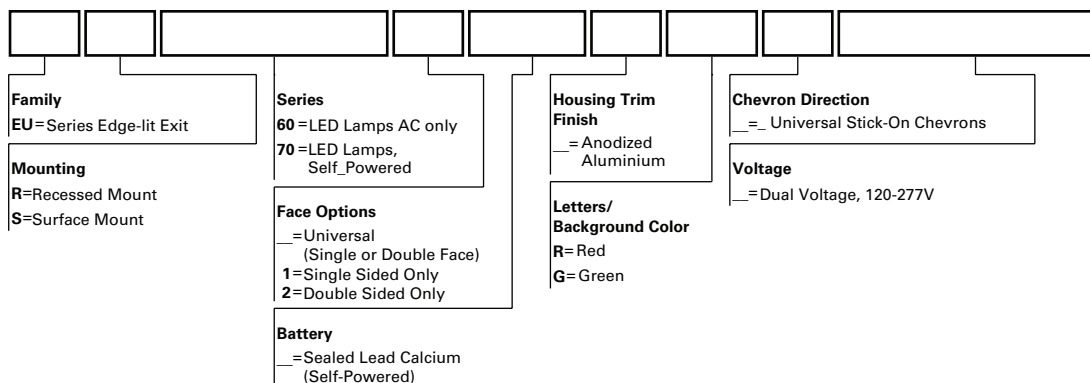
EUR SERIES (RECESSED EDGELIT)



EUS SERIES (SURFACE EDGELIT)

EUR/EUS SERIES

ORDERING INFORMATION



EDGE-LIT UNIVERSAL EXITS
AC ONLY
SELF POWERED
SINGLE OR DOUBLE FACE
EMERGENCY
LED LAMPS
EXIT LIGHTING

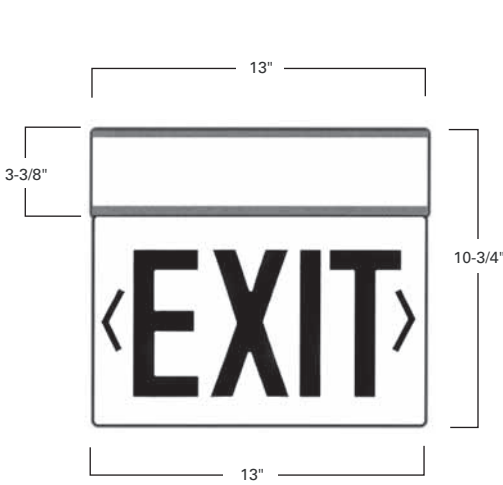
ENERGY DATA

Charge Mode:
120V = 3.6W Max.
277V = 4.5W Max.

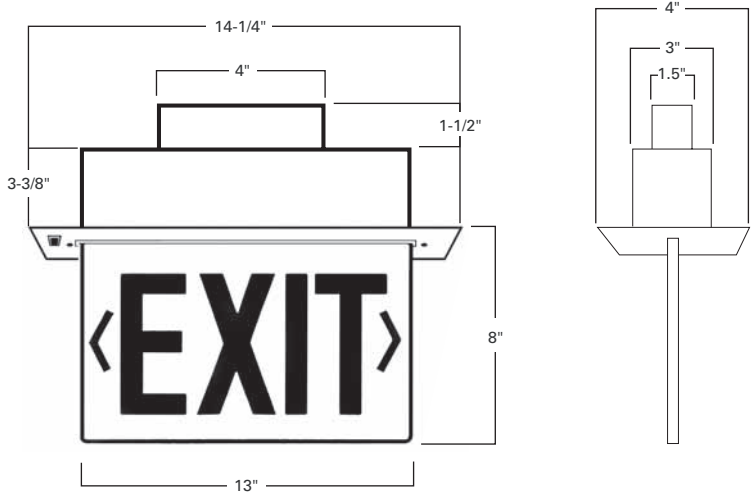
Input Current:
120V = 0.03A Max.
277V = 0.02A Max.

DIMENSIONS

**Surface
EUS Series**



**Recessed
EUR Series**



TECHNICAL DATA

Lamps

The EU Series Edge-Lit Exits use energy efficient, long-life LED's to provide uniform diffuse illumination of the exit face. The low operating costs and zero maintenance requirement makes LED lamps the wisest choice for exit signs today. Emergency illumination is provided by LED lamps in the self-powered models.

Housing Construction

Rugged, durable anodized aluminum housing is impact resistant. Black powder coat painted mounting canopy provided. Housing is designed to allow easy swap out of exit lens when necessary. All EUS Series Exits can be wall, ceiling, or end mounted.

Trim Panel

Trim panels for the EU Series Edgelit Exits are injection molded from impact-resistant clear acrylic. The single face lens is available with a clear background. All double face lens come standard with a mirror background. Universal, fieldinstallable chevrons are provided in Red or Green allowing for universal configuration of the exit sign based on the directional needs of the application. The edge reflector further enhances visibility.

Solid-State Charger

Supplied with a 120/277 VAC, voltage regulated solid-state charger, the battery is recharged immediately upon restoration of AC current after a power failure. The charge circuit reacts to the condition of the battery in order to maintain peak battery capacity and maximize battery life. Solidstate construction recharges the battery following a power failure in accordance with UL 924.

Brownout Circuit

The brownout circuit on the exit monitors the flow of AC current to the exit and activates the emergency lighting system when a predetermined reduction of AC power occurs. This dip in voltage will cause most ballasted fixtures to extinguish causing loss of normal lighting even though a total power failure has not occurred.

Solid-State Transfer

The EU Series Edge-Lit Exit incorporates solid-state switching which eliminates corroded and pitted contacts or mechanical failures associated with relays. The switching circuit is designed to detect a loss of AC voltage and automatically energizes the lamps using DC power. Upon restoration of AC power, the DC power will be disconnected and the charger will automatically recharge the battery.

Test Switch/Power Indicator Light

A test switch located on the side of the exit permits the activation of the emergency circuit for a complete operational systems check. The Power Indicator Light provides visual assurance that the AC power is on.

Sealed Nickel Cadmium Battery (Self Powered Only)

Sure-Lites sealed nickel cadmium batteries are maintenance-free with a life expectancy of 15 years. The sealed rechargeable nickel cadmium battery offers high discharge rates and stable performance over a wide range of temperatures, from 0-40°C. The specially designed re-sealable vent automatically controls cell pressure, assuring safety and reliability. This battery is best suited for harsh ambient temperatures because the electrolyte is not active in the electrochemical process.

Warranty

All Sure-Lites' products are backed by a firm one-year warranty against defects in material and workmanship. Maintenance-free, long-life, sealed nickel cadmium batteries carry a fifteen year pro-rata warranty.